



STATLOCK® FOR DUO-JET® CATHETERS INSTRUCTIONS FOR USE

INTENDED USE:

- A stabilization device for Jet Medical® S.A. Duo-Jet® Hemodialysis catheter.






DESCRIPTION:

- The Statlock® stabilization device is designed as a stabilization device for use with Jet Medical® S.A. central venous Hemodialysis catheters. **LATEX FREE**

PRECAUTIONS:

- Catheter should be sutured to the skin in situations where loss of adherence may occur such as with confused patient or nonadherent skin.
- The Statlock® stabilization device should be routinely inspected for adherence to the skin and connection to the catheter. Catheter position should be checked for proper placement.
- Alcohol and acetone may weaken the adhesive bond between the Statlock® stabilization device and skin. The structure of the foam or plastic components may be altered with application of alcohol or acetone. Care should be taken when high concentrations of acetone or alcohol are used when performing routine insertion site care and instructions.
- Always place sterile adhesive strip over catheter or catheter hub to stabilize catheter during dressing change for the Statlock® stabilizatoin device.
- Minimize catheter manipulation to maintain proper catheter tip position.

WARNINGS:

- The Statlock® Stabilization device is for single use only. 
- Read instructions and precautions prior to use.
- Product is sterile in unopened, undamaged package. STERILIZED BY ETHYLENE OXIDE 
- Do not use if package is damaged. 
- Do not resterilize. 
- Single use only. DO NOT RE-USE.
- Re-use may lead to infection or illness/injury. 

POTENTIAL COMPLICATIONS:

- Known tape or adhesive allergies
- Skin damage when removing device
- Device dislodgement

INSTRUCTIONS FOR USE:

- Cleanse and prepare targeted skin per agency protocol. Prep site with skin prep provided with the Statlock® stabilization device for enhanced adherence.
- Allow to dry thoroughly.
- Before adhering pad to skin, press red and blue Duo-Jet® adaptors into the Statlock® stabilization device retainers on pad.
- Peel paper backing one side at a time and place pad onto skin.
- Complete insertion site dressing per agency protocol.
- Replace the Statlock® stabilization device dressing per agency protocol.
- Dispose of all equipment in appropriate containers.
- Statlock® stabilization device should be monitored daily and replaced at least every seven days.
- Discard biohazard according to facility protocol.

REMOVAL:

- Remove overlying dressing if the Statlock® stabilization device is covered.
- Place index finger and thumb of one hand on the Statlock® stabilization device pad at sides of retainer and gently lift red Duo-Jet® adaptor with the other hand. Repeat to lift blue Duo-Jet® adaptor from retainer.
- Gently stroke the under surface with alcohol swab while lifting the Statlock® stabilization device pad.

Note: Apply adhesive strip to central venous catheter for added security during dressing changes involving the Statlock® stabilization device.

Medcomp® does not recommend a particular technique for the use of this device. The physician should evaluate their appropriateness according to individual patient conditions and his or her medical training and experience.

WARRANTY

MEDCOMP® WARRANTS THAT THIS PRODUCT WAS MANUFACTURED ACCORDING TO APPLICABLE STANDARDS AND SPECIFICATIONS. PATIENT CONDITION, CLINICAL TREATMENT, AND PRODUCT MAINTENANCE MAY EFFECT THE PERFORMANCE OF THIS PRODUCT. USE OF THIS PRODUCT SHOULD BE IN ACCORDANCE WITH THE INSTRUCTIONS PROVIDED AND AS DIRECTED BY THE PRESCRIBING PHYSICIAN.


Because of continuing product improvement, prices, specifications, and model availability are subject to change without notice. Medcomp® reserves the right to modify its products or contents without notice.

Medcomp® is a registered trademark of Medical Components, Inc.

Statlock® is a registered trademark of C.R. Bard, Inc. or an affiliate.

Duo-Jet® is a registered trademark of Jet Medical®, S.A.

 **Medical Components, Inc.**
1499 Delp Drive
Harleysville, PA 19438 U.S.A.
Tel:215-256-4201
Fax:215-256-1787
www.medcompnet.com

 **EC REP**
MPS Medical Product Service GmbH
Borggasse 20
35619 Braunfels
Germany

